

SEMIPACK® 2

Rectifier Diode Modules

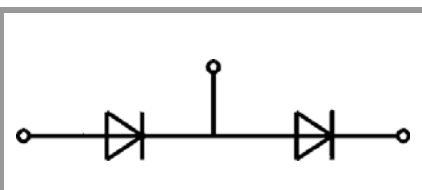
SKKD 212/12

Features*

- Heat transfer through aluminum oxide ceramic insulated metal baseplate
- Hard soldered joints for high reliability
- UL recognized, file no. E63532

Typical Applications

- Non-controllable rectifiers for AC/AC converters
- Line rectifiers for transistorized AC motor controllers
- Field supply for DC motors



SKKD

Absolute Maximum Ratings				
Symbol	Conditions		Values	Unit
Rectifier Diode				
I_{FAV}	sin. 180° $T_j = 135\text{ °C}$	$T_c = 85\text{ °C}$	213	A
		$T_c = 100\text{ °C}$	165	A
I_{FSM}	$t_p = 10\text{ ms}$	$T_j = 25\text{ °C}$	6600	A
		$T_j = 135\text{ °C}$	5500	A
i^2t	$t_p = 10\text{ ms}$	$T_j = 25\text{ °C}$	217800	A ² s
		$T_j = 135\text{ °C}$	151250	A ² s
V_{RSM}	$T_j = 25\text{ °C}$		1300	V
V_{RRM}	$T_j = 25\text{ °C}$		1200	V
T_j			-40 ... 135	°C
Module				
T_{stg}			-40 ... 125	°C
V_{isol}	a.c.; 50 Hz; r.m.s.	1 min	3000	V
		1 s	3600	V

Characteristics						
Symbol	Conditions		min.	typ.	max.	Unit
Diode						
V_F	$T_j = 25\text{ °C}, I_F = 500\text{ A}$				1.40	V
V_{F0}	$T_j = 135\text{ °C}$				0.75	V
r_F	$T_j = 135\text{ °C}$				1.05	mΩ
I_R	$T_j = 135\text{ °C}, V_{RD} = V_{RRM}$				9	mA
$R_{th(j-c)}$	cont.	per chip			0.18	K/W
		per module			0.09	K/W
$R_{th(j-c)}$	sin. 180°	per chip			0.18	K/W
		per module			0.09	K/W
Module						
$R_{th(c-s)}$	chip, P12 (reference)			0.1		K/W
	module, P12 (reference)			0.05		K/W
M_s	to heatsink M5		4.25		5.75	Nm
M_t	to terminals M6		4.25		5.75	Nm
a					5 * 9.81	m/s ²
w				165		g

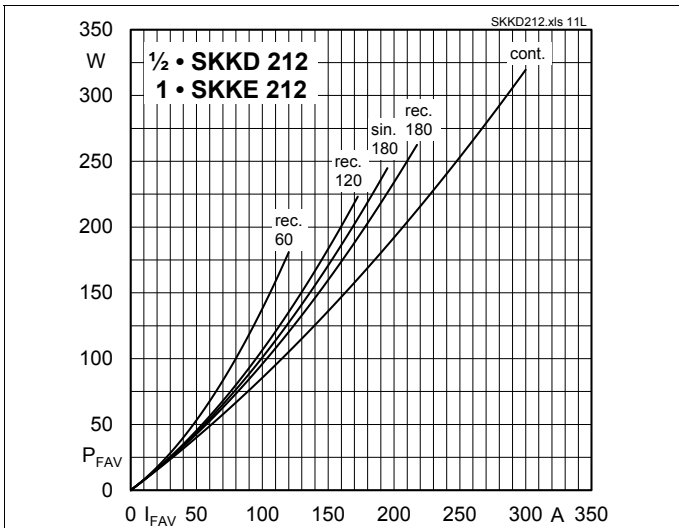


Fig. 11L: Power dissipation per diode vs. forward current

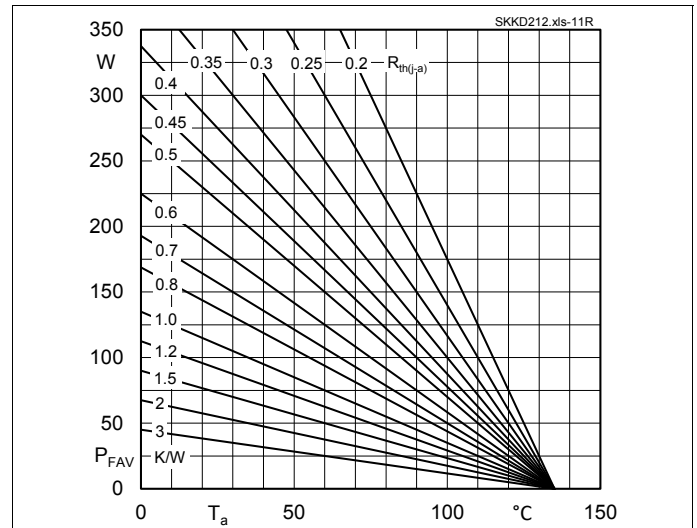


Fig. 11R: Power dissipation per diode vs. ambient temperature

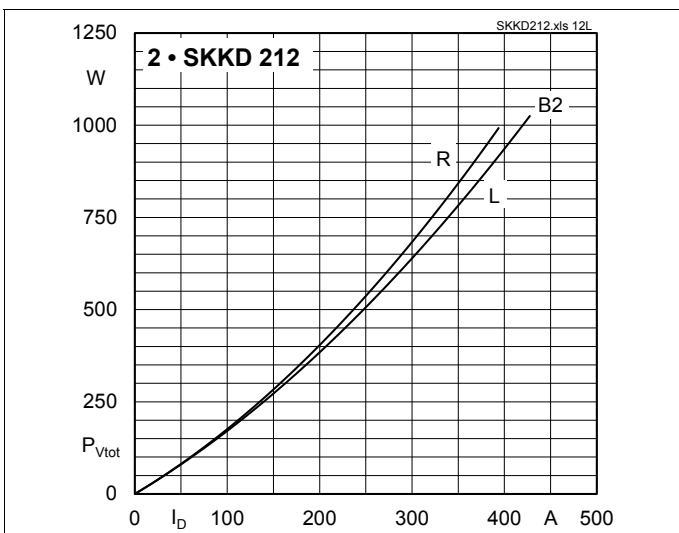


Fig. 12L: Power dissipation of two modules vs. direct current

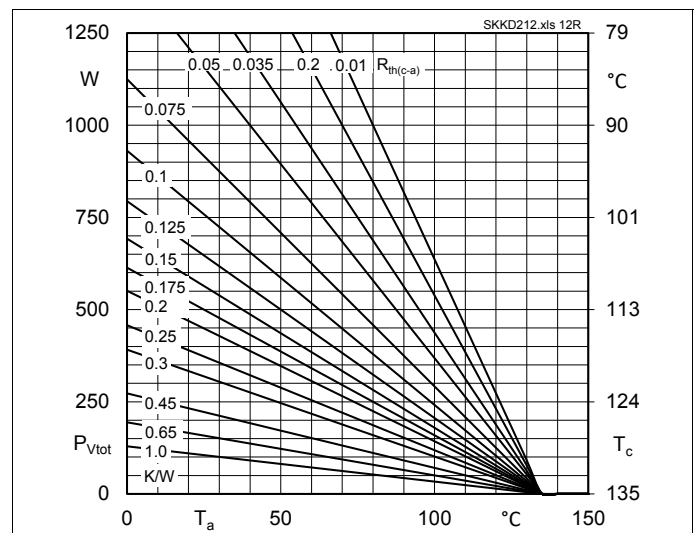


Fig. 12R: Power dissipation of two modules vs. ambient temperature

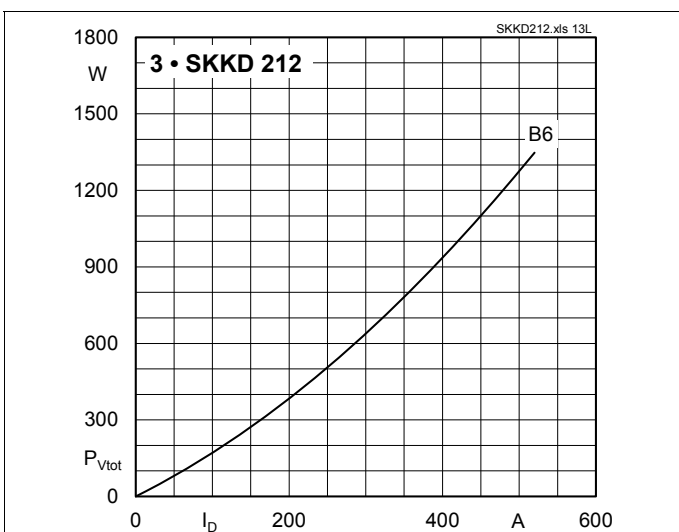


Fig. 13L: Power dissipation of three modules vs. direct current

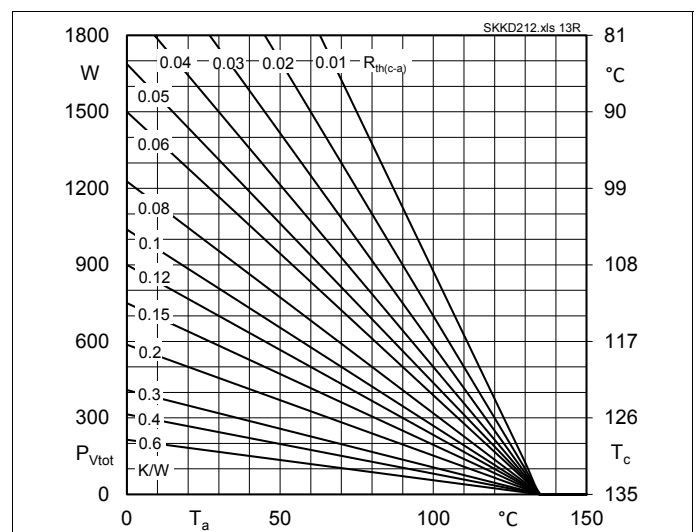


Fig. 13R: Power dissipation of three modules vs. ambient temperature

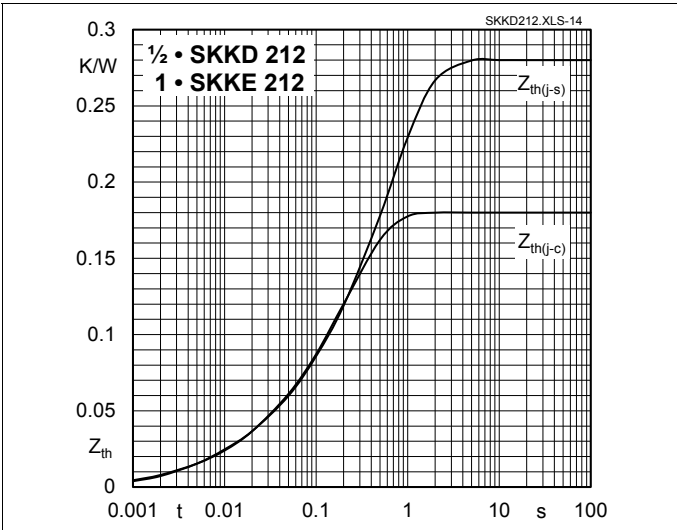


Fig. 14: Transient thermal impedance vs. time

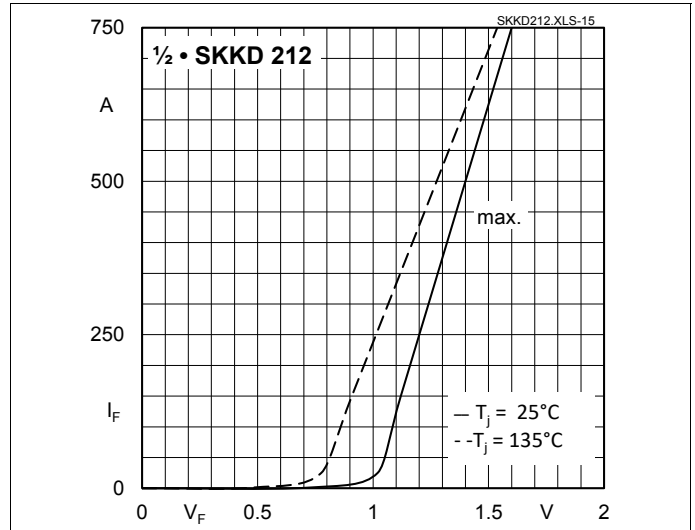


Fig. 15: Forward characteristics

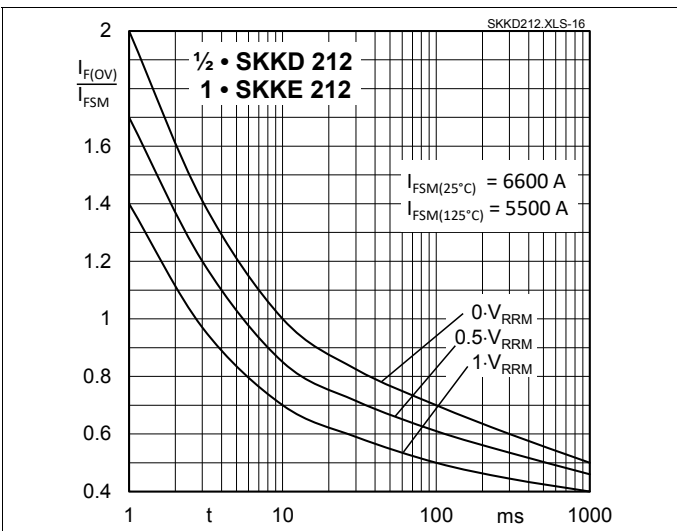
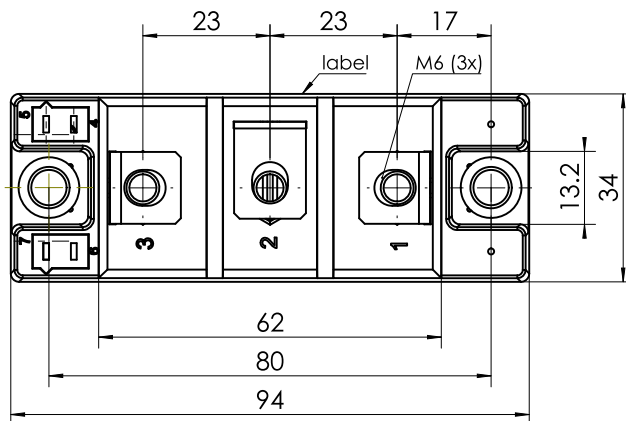
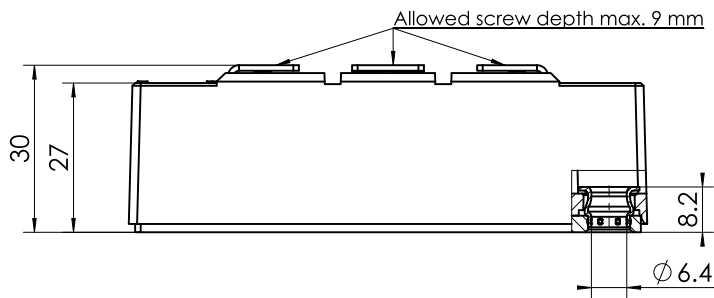
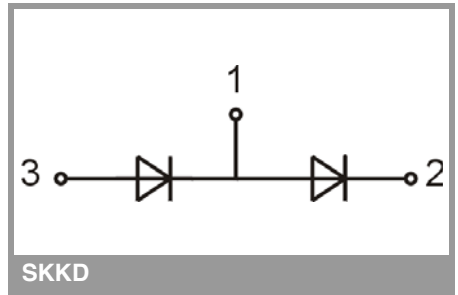


Fig. 16: Surge overload current vs. time

General tolerance ± 0.5 mm



SEMI PACK 2



SKKD

IMPORTANT INFORMATION AND WARNINGS

This is an electrostatic discharge sensitive device (ESDS) according to international standard IEC 61340.

*The specifications of Semikron Danfoss products may not be considered as any guarantee or assurance of product characteristics ("Beschaffenheitsgarantie"). The specifications of Semikron Danfoss products describe only the usual characteristics of Semikron Danfoss products to be expected in typical applications, which may still vary depending on the specific application. Therefore, products must be tested for the respective application in advance. Resulting from this, application adjustments of any kind may be necessary. Any user of Semikron Danfoss products is responsible for the safety of their applications embedding Semikron Danfoss products and must take adequate safety measures to prevent the applications from causing any physical injury, fire or other problem, also if any Semikron Danfoss product becomes faulty. Any user is responsible for making sure that the application design and realization are compliant with all laws, regulations, norms and standards applicable to the scope of application. Unless otherwise explicitly approved by Semikron Danfoss in a written document signed by authorized representatives of Semikron Danfoss, Semikron Danfoss products may not be used in any applications where a failure of the product or any consequences of the use thereof can reasonably be expected to result in personal injury. No representation or warranty is given and no liability is assumed with respect to the accuracy, completeness and/or use of any information herein, including without limitation, warranties of non-infringement of intellectual property rights of any third party. Semikron Danfoss does not convey any license under its or a third party's patent rights, copyrights, trade secrets or other intellectual property rights, neither does it make any representation or warranty of non-infringement of intellectual property rights of any third party which may arise from a user's applications.