SEMiX® 4s

Trench IGBT Modules

SEMiX854GB176HDs

Features

- Homogeneous Si
- Trench = Trenchgate technology
- $V_{CE(sat)}$ with positive temperature coefficient
- UL recognised file no. E63532

Typical Applications*

- AC inverter drives
- UPS
- Electronic welders

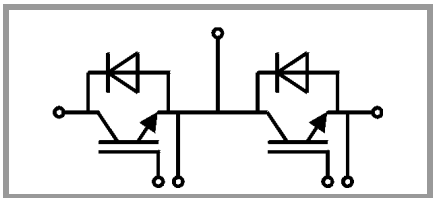

GB

Absolute Maximum Ratings				
Symbol	**Conditions**		**Values**	**Unit**
IGBT				
V_{CES}	T_j = 25 °C		1700	V
I_C	T_j = 150 °C	T_c = 25 °C	779	A
		T_c = 80 °C	549	A
I_{Cnom}			600	A
I_{CRM}	I_{CRM} = 2xI_{Cnom}		1200	A
V_{GES}			-20 ... 20	V
t_{psc}	V_{CC} = 1000 V V_{GE} ≤ 20 V V_{CES} ≤ 1700 V	T_j = 125 °C	10	µs
T_j			-55 ... 150	°C
Inverse diode				
I_F	T_j = 150 °C	T_c = 25 °C	740	A
		T_c = 80 °C	496	A
I_{Fnom}			600	A
I_{FRM}	I_{FRM} = 2xI_{Fnom}		1200	A
I_{FSM}	t_p = 10 ms, sin 180°, T_j = 25 °C		3800	A
T_j			-40 ... 150	°C
Module				
$I_{t(RMS)}$	$T_{terminal}$ = 80 °C		600	A
T_{stg}			-40 ... 125	°C
V_{isol}	AC sinus 50Hz, t = 1 min		4000	V

Characteristics						
Symbol	**Conditions**		**min.**	**typ.**	**max.**	**Unit**
IGBT						
$V_{CE(sat)}$	I_C = 600 A V_{GE} = 15 V chiplevel	T_j = 25 °C		2	2.45	V
		T_j = 125 °C		2.5	2.9	V
V_{CE0}		T_j = 25 °C		1	1.2	V
		T_j = 125 °C		0.9	1.1	V
r_{CE}	V_{GE} = 15 V	T_j = 25 °C		1.7	2.1	mΩ
		T_j = 125 °C		2.6	3.0	mΩ
$V_{GE(th)}$	V_{GE}=V_{CE}, I_C = 24 mA		5.2	5.8	6.4	V
I_{CES}	V_{GE} = 0 V V_{CE} = 1700 V	T_j = 25 °C			4	mA
		T_j = 125 °C				mA
C_{ies}	V_{CE} = 25 V V_{GE} = 0 V	f = 1 MHz		52.8		nF
C_{oes}		f = 1 MHz		2.20		nF
C_{res}		f = 1 MHz		1.75		nF
Q_G	V_{GE} = - 8 V...+ 15 V			5600		nC
R_{Gint}	T_j = 25 °C			1.25		Ω
$t_{d(on)}$	V_{CC} = 1200 V I_C = 600 A V_{GE} = ±15 V $R_{G\ on}$ = 2 Ω $R_{G\ off}$ = 2 Ω	T_j = 125 °C		340		ns
t_r		T_j = 125 °C		80		ns
E_{on}		T_j = 125 °C		300		mJ
$t_{d(off)}$		T_j = 125 °C		890		ns
t_f		T_j = 125 °C		155		ns
E_{off}		T_j = 125 °C		250		mJ
$R_{th(j-c)}$	per IGBT				0.045	K/W

SEMiX® 4s

Trench IGBT Modules

SEMiX854GB176HDs

Features

- Homogeneous Si
- Trench = Trenchgate technology
- $V_{CE(sat)}$ with positive temperature coefficient
- UL recognised file no. E63532

Typical Applications*

- AC inverter drives
- UPS
- Electronic welders

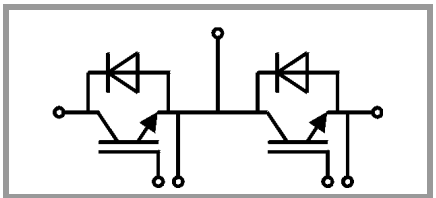

GB

Characteristics						
Symbol	**Conditions**		**min.**	**typ.**	**max.**	**Unit**
Inverse diode						
$V_F = V_{EC}$	I_F = 600 A V_{GE} = 0 V chip	T_j = 25 °C		1.7	1.90	V
		T_j = 125 °C		1.7	1.9	V
V_{F0}		T_j = 25 °C	0.9	1.1	1.3	V
		T_j = 125 °C	0.7	0.9	1.1	V
r_F		T_j = 25 °C	1.0	1.0	1.0	mΩ
		T_j = 125 °C	1.3	1.3	1.3	mΩ
I_{RRM}	I_F = 600 A di/dt_{off} = 8000 A/µs V_{GE} = -15 V V_{CC} = 1200 V	T_j = 125 °C		730		A
Q_{rr}		T_j = 125 °C		220		µC
E_{rr}		T_j = 125 °C		170		mJ
$R_{th(j-c)}$	per diode				0.081	K/W
Module						
L_{CE}				22		nH
$R_{CC'+EE'}$	res., terminal-chip	T_C = 25 °C		0.7		mΩ
		T_C = 125 °C		1		mΩ
$R_{th(c-s)}$	per module			0.03		K/W
M_s	to heat sink (M5)		3		5	Nm
M_t		to terminals (M6)	2.5		5	Nm
						Nm
w					400	g
Temperatur Sensor						
R_{100}	T_c=100°C (R_{25}=5 kΩ)			493 ± 5%		Ω
$B_{100/125}$	$R_{(T)}=R_{100}\exp[B_{100/125}(1/T-1/T_{100})]$; T[K];			3550 ±2%		K

 © by SEMIKRON

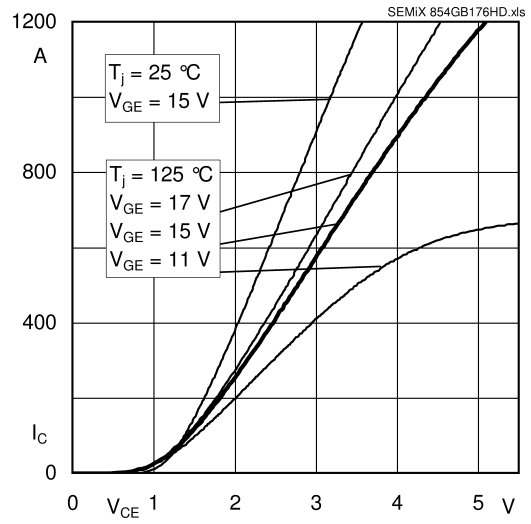

Fig. 1: Typ. output characteristic, inclusive $R_{CC'+EE'}$

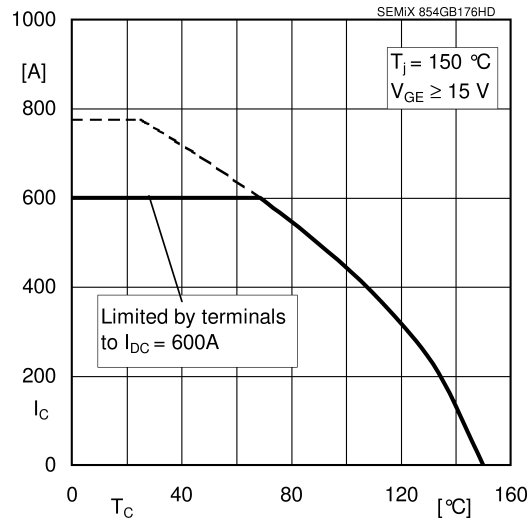

Fig. 2: Rated current vs. temperature $I_C = f(T_C)$

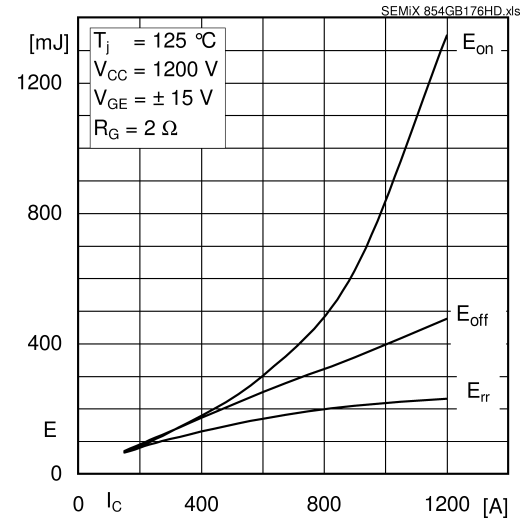

Fig. 3: Typ. turn-on /-off energy = f (I_C)

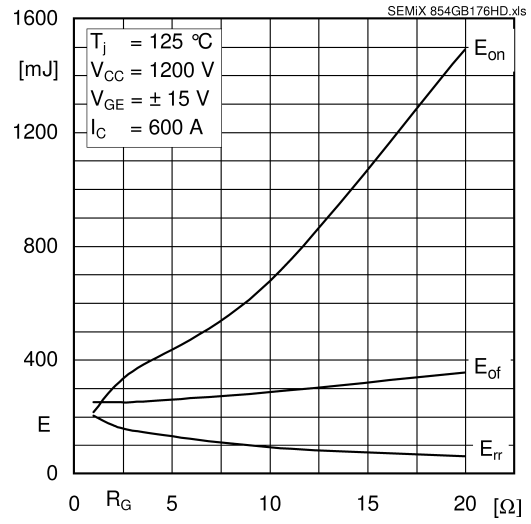

Fig. 4: Typ. turn-on /-off energy = f (R_G)

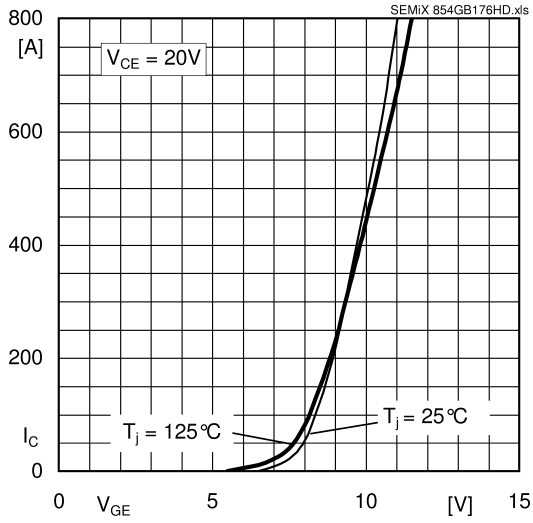

Fig. 5: Typ. transfer characteristic

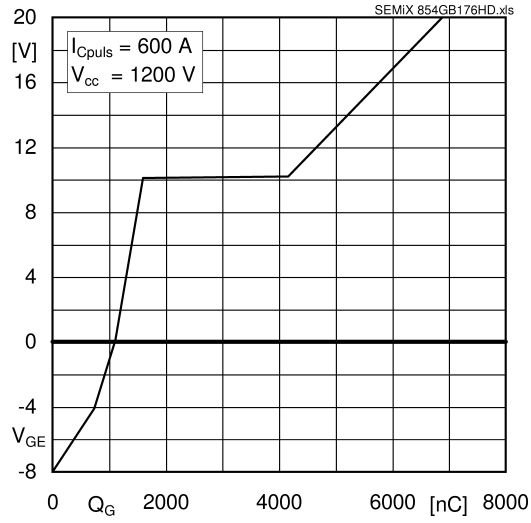

Fig. 6: Typ. gate charge characteristic

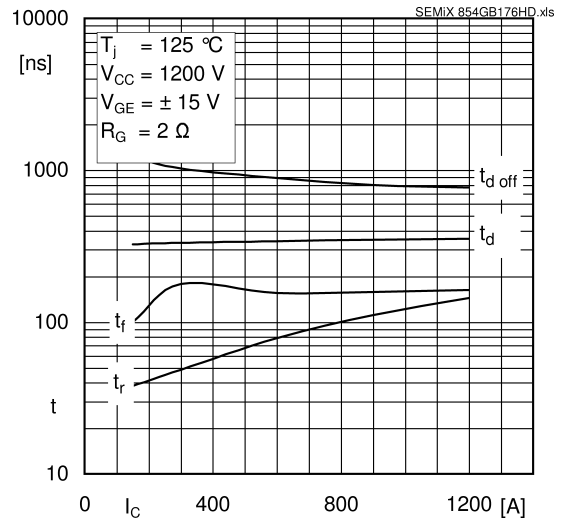

Fig. 7: Typ. switching times vs. I_C

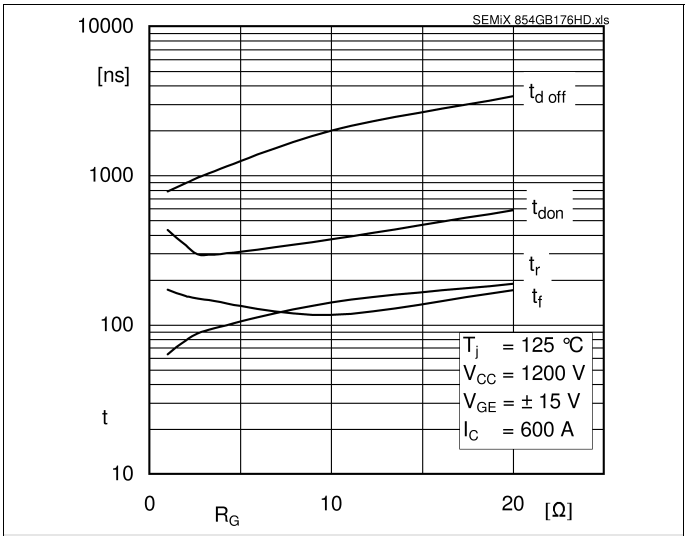

Fig. 8: Typ. switching times vs. gate resistor R_G

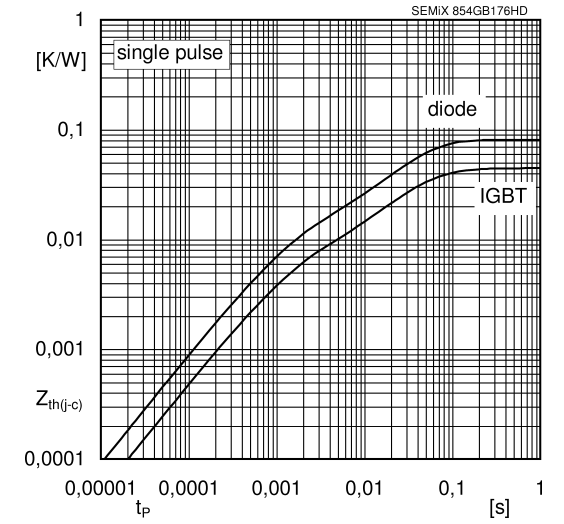

Fig. 9: Typ. transient thermal impedance

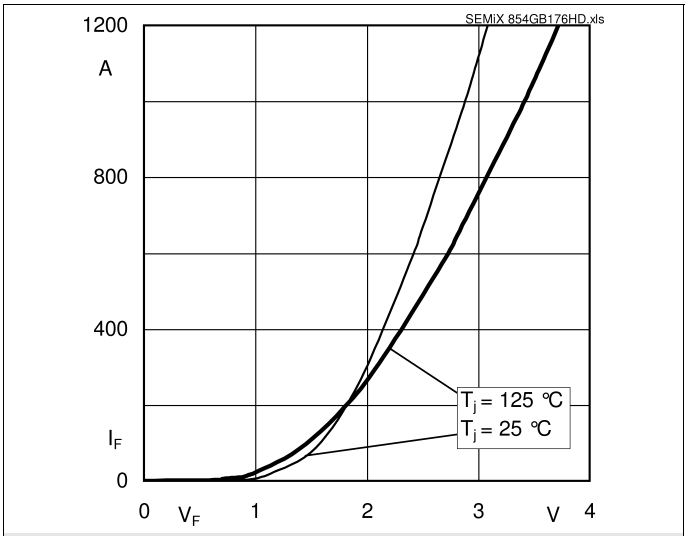

Fig. 10: Typ. CAL diode forward charact., incl. $R_{CC'+EE'}$

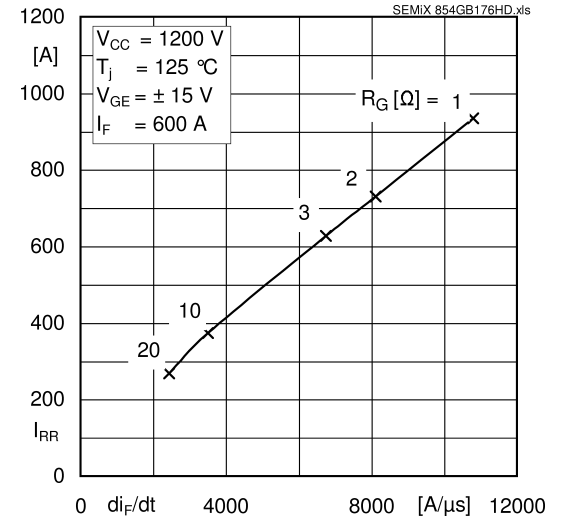

Fig. 11: Typ. CAL diode peak reverse recovery current

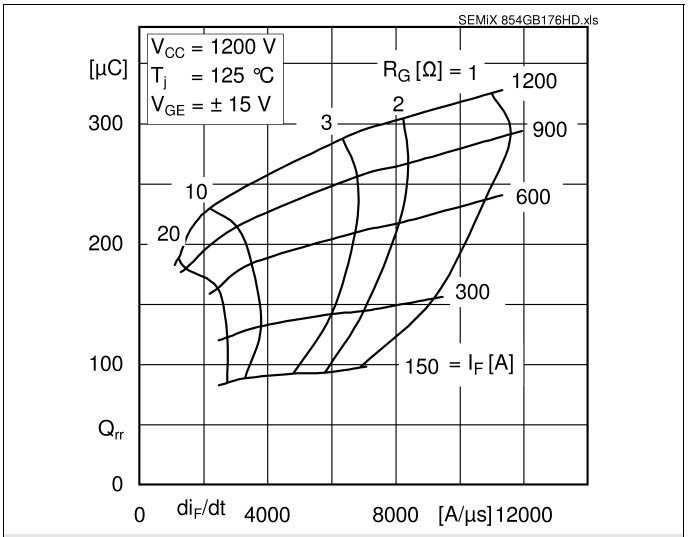

Fig. 12: Typ. CAL diode recovery charge

 © by SEMIKRON

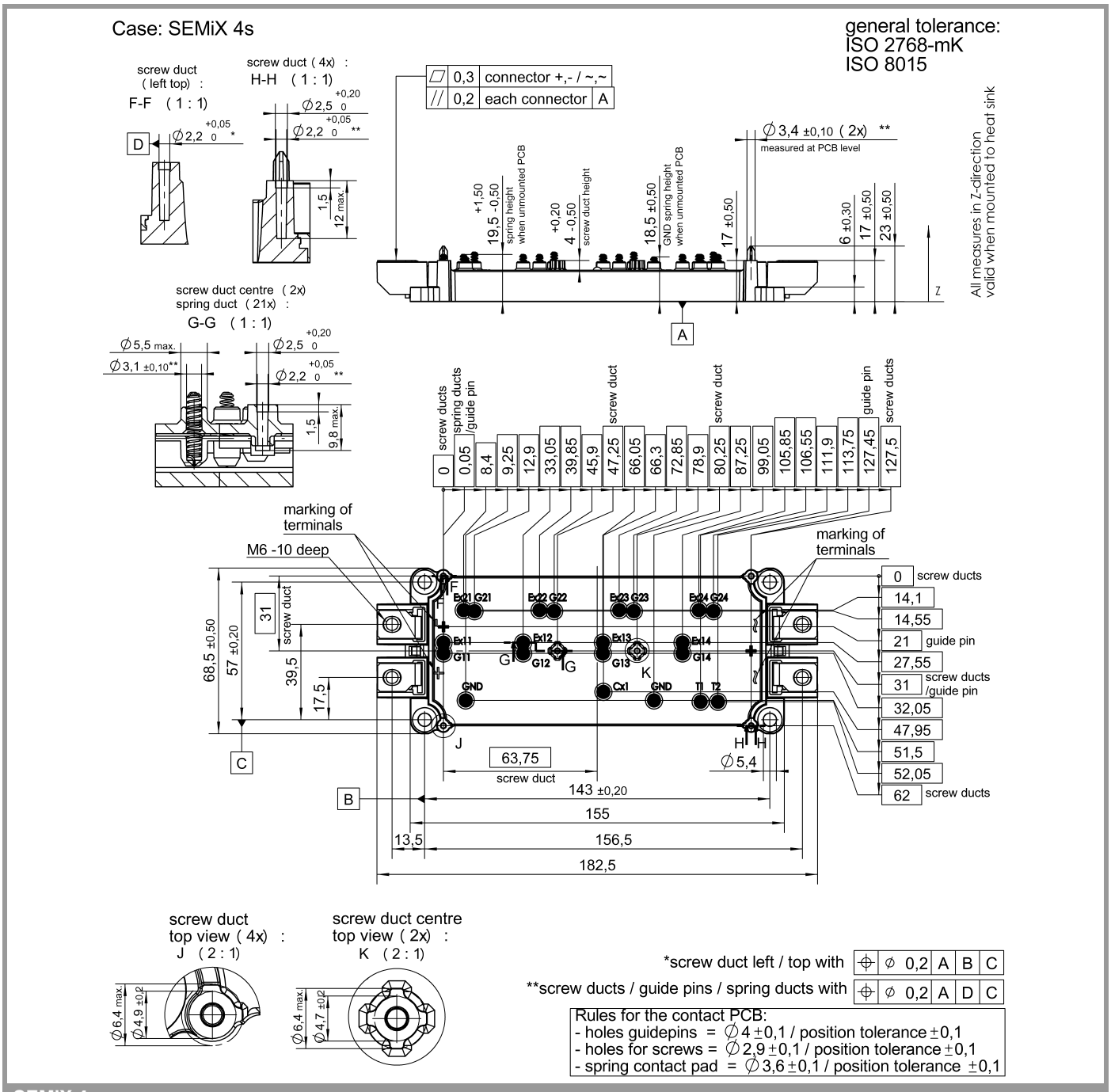

SEMiX 4s

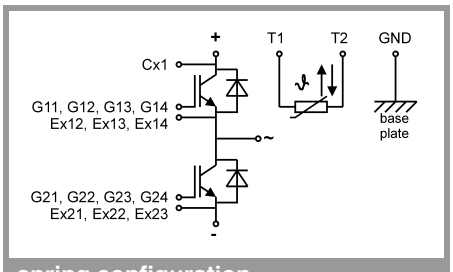

spring configuration

This is an electrostatic discharge sensitive device (ESDS), international standard IEC 60747-1, Chapter IX

* The specifications of our components may not be considered as an assurance of component characteristics. Components have to be tested for the respective application. Adjustments may be necessary. The use of SEMIKRON products in life support appliances and systems is subject to prior specification and written approval by SEMIKRON. We therefore strongly recommend prior consultation of our staff.