SEMiX101GD066HDs

SEMiX® 13

Trench IGBT Modules

SEMiX101GD066HDs

Features

- Homogeneous Si
- Trench = Trenchgate technology
- $V_{CE(sat)}$ with positive temperature coefficient
- UL recognised file no. E63532

Typical Applications*

- Matrix Converter
- Resonant Inverter
- Current Source Inverter

Remarks

- Case temperature limited to T_C=125°C max.
- Product reliability results are valid for T_j=150°C
- For short circuit: Soft R_{Goff} recommended
- Take care of over-voltage caused by stray inductance

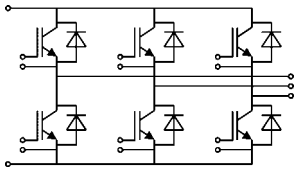

GD

Absolute Maximum Ratings				
Symbol	**Conditions**		**Values**	**Unit**
IGBT				
V_{CES}			600	V
I_C	T_j = 175 °C	T_c = 25 °C	139	A
		T_c = 80 °C	105	A
I_{Cnom}			100	A
I_{CRM}	$I_{CRM} = 2xI_{Cnom}$		200	A
V_{GES}			-20 ... 20	V
t_{psc}	V_{CC} = 360 V $V_{GE} \leq$ 15 V $V_{CES} \leq$ 600 V	T_j = 150 °C	6	µs
T_j			-40 ... 175	°C
Inverse diode				
I_F	T_j = 175 °C	T_c = 25 °C	151	A
		T_c = 80 °C	111	A
I_{Fnom}			100	A
I_{FRM}	$I_{FRM} = 2xI_{Fnom}$		200	A
I_{FSM}	t_p = 10 ms, sin 180°, T_j = 25 °C		500	A
T_j			-40 ... 175	°C
Module				
$I_{t(RMS)}$			600	A
T_{stg}			-40 ... 125	°C
V_{isol}	AC sinus 50Hz, t = 1 min		4000	V

Characteristics						
Symbol	**Conditions**		**min.**	**typ.**	**max.**	**Unit**
IGBT						
$V_{CE(sat)}$	I_C = 100 A V_{GE} = 15 V chiplevel	T_j = 25 °C		1.45	1.85	V
		T_j = 150 °C		1.7	2.1	V
V_{CE0}		T_j = 25 °C		0.9	1	V
		T_j = 150 °C		0.85	0.9	V
r_{CE}	V_{GE} = 15 V	T_j = 25 °C		5.5	8.5	mΩ
		T_j = 150 °C		8.5	12.0	mΩ
$V_{GE(th)}$	$V_{GE}=V_{CE}$, I_C = 1.6 mA		5	5.8	6.5	V
I_{CES}	V_{GE} = 0 V V_{CE} = 600 V	T_j = 25 °C		0.15	0.45	mA
		T_j = 150 °C				mA
C_{ies}	V_{CE} = 25 V V_{GE} = 0 V	f = 1 MHz		6.2		nF
C_{oes}		f = 1 MHz		0.38		nF
C_{res}		f = 1 MHz		0.18		nF
Q_G	V_{GE} = - 8 V...+ 15 V			800		nC
R_{Gint}	T_j = 25 °C			2.00		Ω
$t_{d(on)}$	V_{CC} = 300 V I_C = 100 A	T_j = 150 °C		140		ns
t_r		T_j = 150 °C		35		ns
E_{on}	$R_{G\,on}$ = 6.2 Ω	T_j = 150 °C		3		mJ
$t_{d(off)}$	$R_{G\,off}$ = 6.2 Ω	T_j = 150 °C		440		ns
t_f		T_j = 150 °C		55		ns
E_{off}		T_j = 150 °C		4		mJ
$R_{th(j-c)}$	per IGBT				0.41	K/W

SEMiX® 13

Trench IGBT Modules

SEMiX101GD066HDs

Features

- Homogeneous Si
- Trench = Trenchgate technology
- $V_{CE(sat)}$ with positive temperature coefficient
- UL recognised file no. E63532

Typical Applications*

- Matrix Converter
- Resonant Inverter
- Current Source Inverter

Remarks

- Case temperature limited to T_C=125°C max.
- Product reliability results are valid for T_j=150°C
- For short circuit: Soft R_{Goff} recommended
- Take care of over-voltage caused by stray inductance

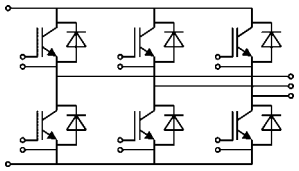

GD

Characteristics						
Symbol	**Conditions**		**min.**	**typ.**	**max.**	**Unit**
Inverse diode						
$V_F = V_{EC}$	I_F = 100 A V_{GE} = 0 V chip	T_j = 25 °C		1.4	1.60	V
		T_j = 150 °C		1.4	1.6	V
V_{F0}		T_j = 25 °C	0.9	1	1.1	V
		T_j = 150 °C	0.75	0.85	0.95	V
r_F		T_j = 25 °C	3.0	4.0	5.0	mΩ
		T_j = 150 °C	4.5	5.5	6.5	mΩ
I_{RRM}	I_F = 100 A di/dt_{off} = 3200 A/µs V_{GE} = -8 V V_{CC} = 300 V	T_j = 150 °C		130		A
Q_{rr}		T_j = 150 °C		18		µC
E_{rr}		T_j = 150 °C		4.5		mJ
$R_{th(j-c)}$	per diode				0.51	K/W
Module						
L_{CE}				20		nH
$R_{CC'+EE'}$	res., terminal-chip	T_C = 25 °C		0.7		mΩ
		T_C = 125 °C		1		mΩ
$R_{th(c-s)}$	per module			0.04		K/W
M_s	to heat sink (M5)		3		5	Nm
M_t		to terminals (M6)	2.5		5	Nm
						Nm
w					350	g
Temperatur Sensor						
R_{100}	T_c=100°C (R_{25}=5 kΩ)			493 ± 5%		Ω
$B_{100/125}$	$R_{(T)}=R_{100}\exp[B_{100/125}(1/T-1/T_{100})]$; T[K];			3550 ±2%		K

 © by SEMIKRON

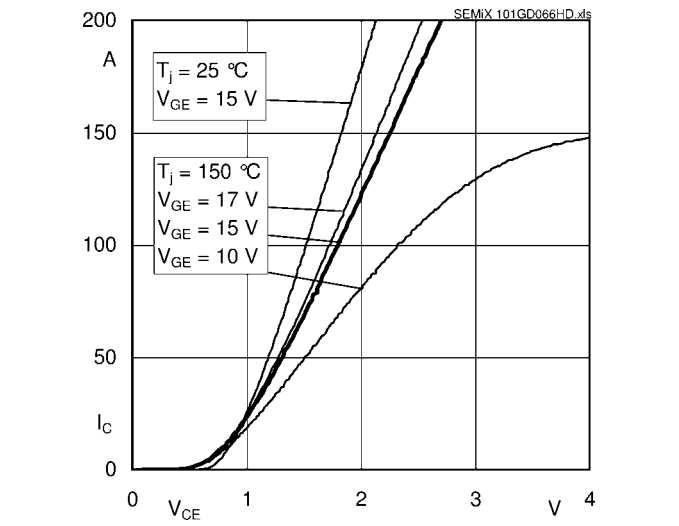

Fig. 1: Typ. output characteristic, inclusive $R_{CC'+EE'}$

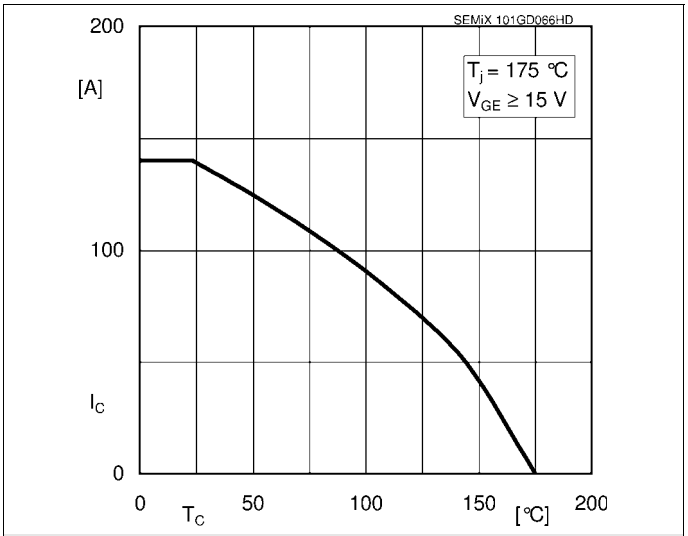

Fig. 2: Rated current vs. temperature $I_C = f(T_C)$

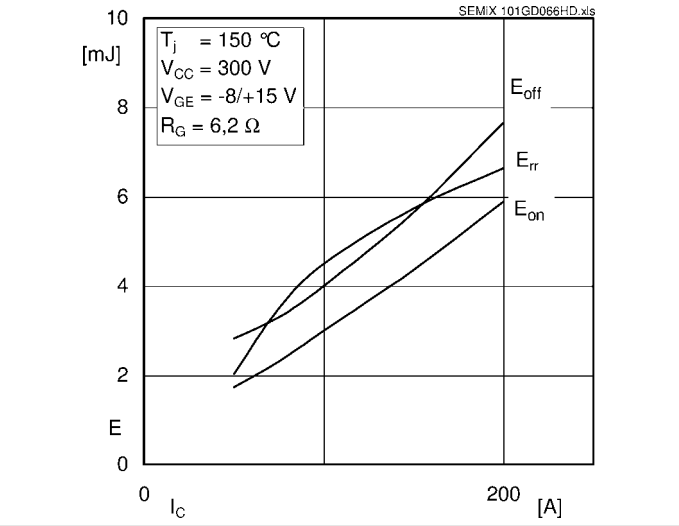

Fig. 3: Typ. turn-on /-off energy = f (I_C)

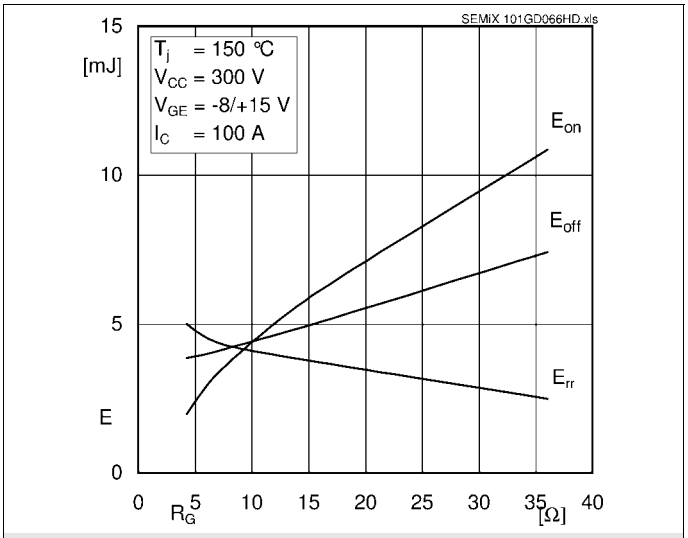

Fig. 4: Typ. turn-on /-off energy = f (R_G)

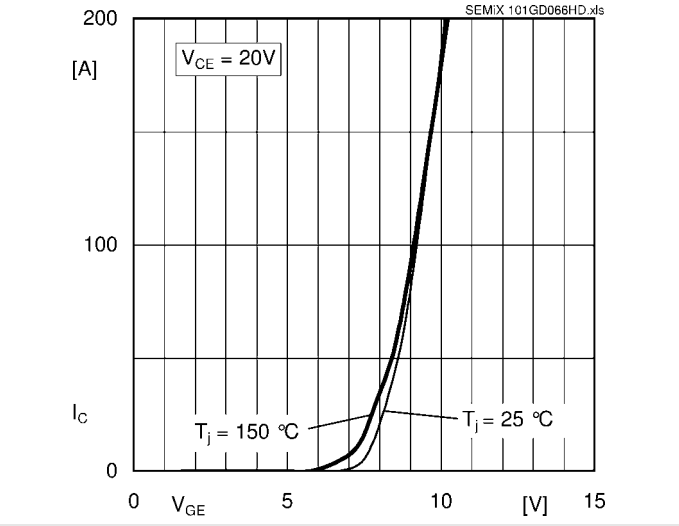

Fig. 5: Typ. transfer characteristic

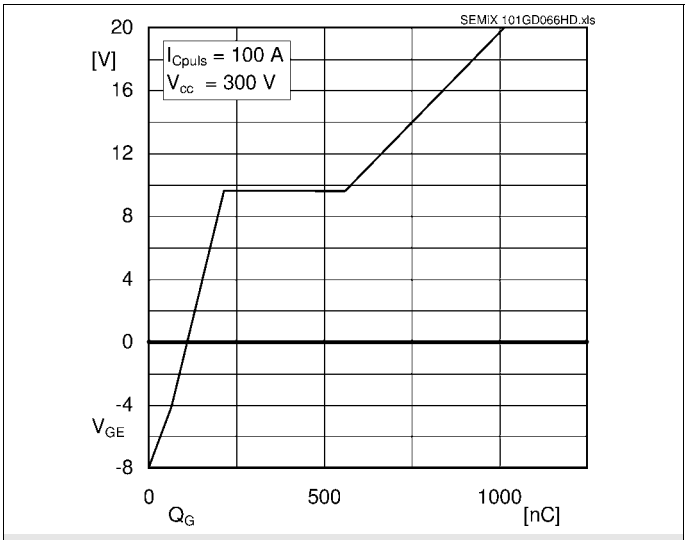

Fig. 6: Typ. gate charge characteristic

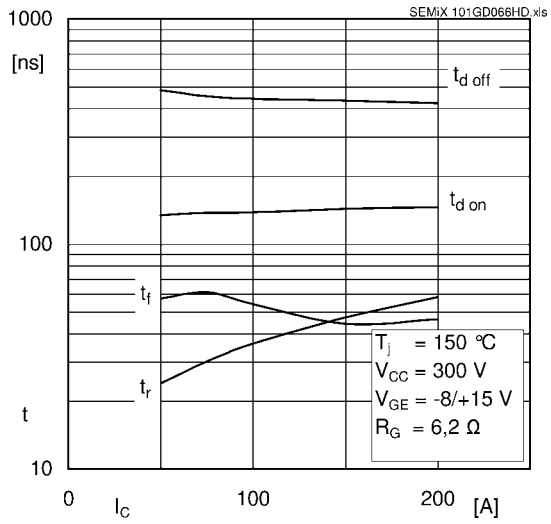

Fig. 7: Typ. switching times vs. I_C

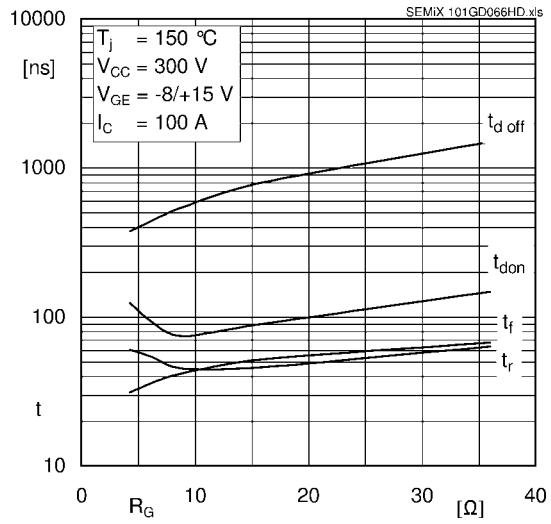

Fig. 8: Typ. switching times vs. gate resistor R_G

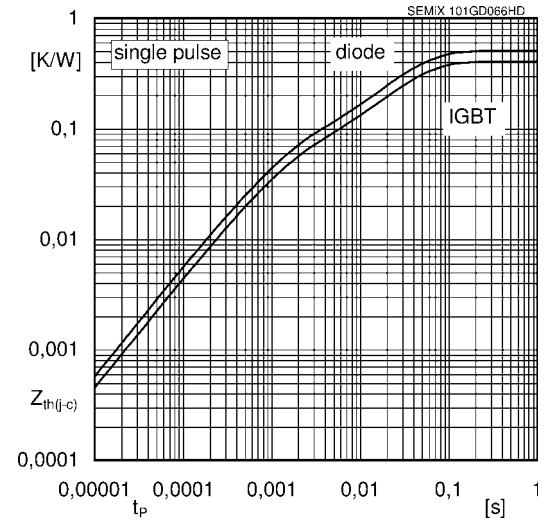

Fig. 9: Typ. transient thermal impedance

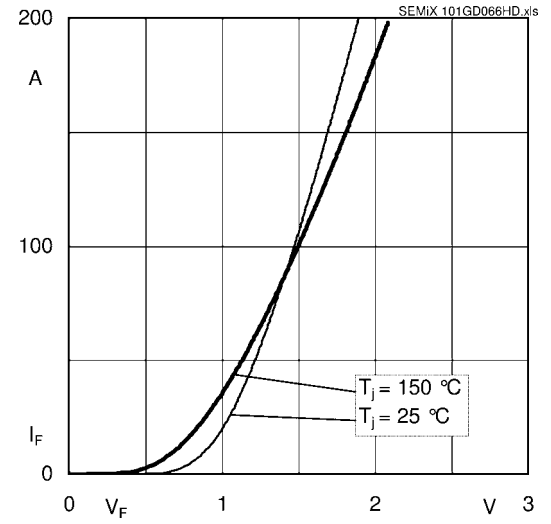

Fig. 10: Typ. CAL diode forward charact., incl. $R_{CC'+EE'}$

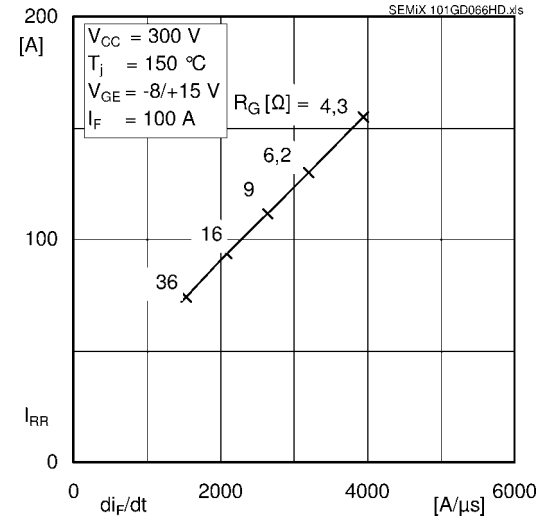

Fig. 11: Typ. CAL diode peak reverse recovery current

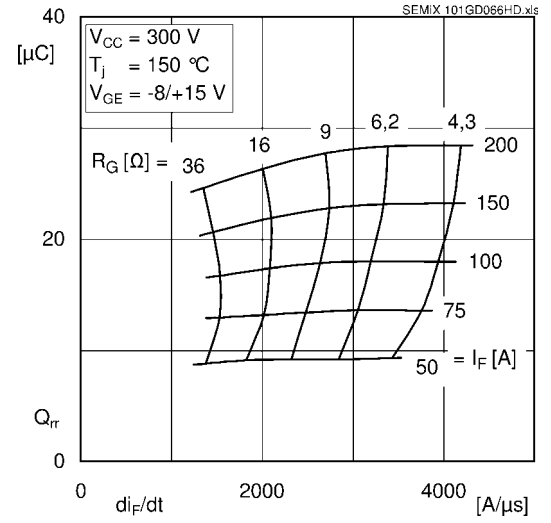

Fig. 12: Typ. CAL diode recovery charge

 © by SEMIKRON

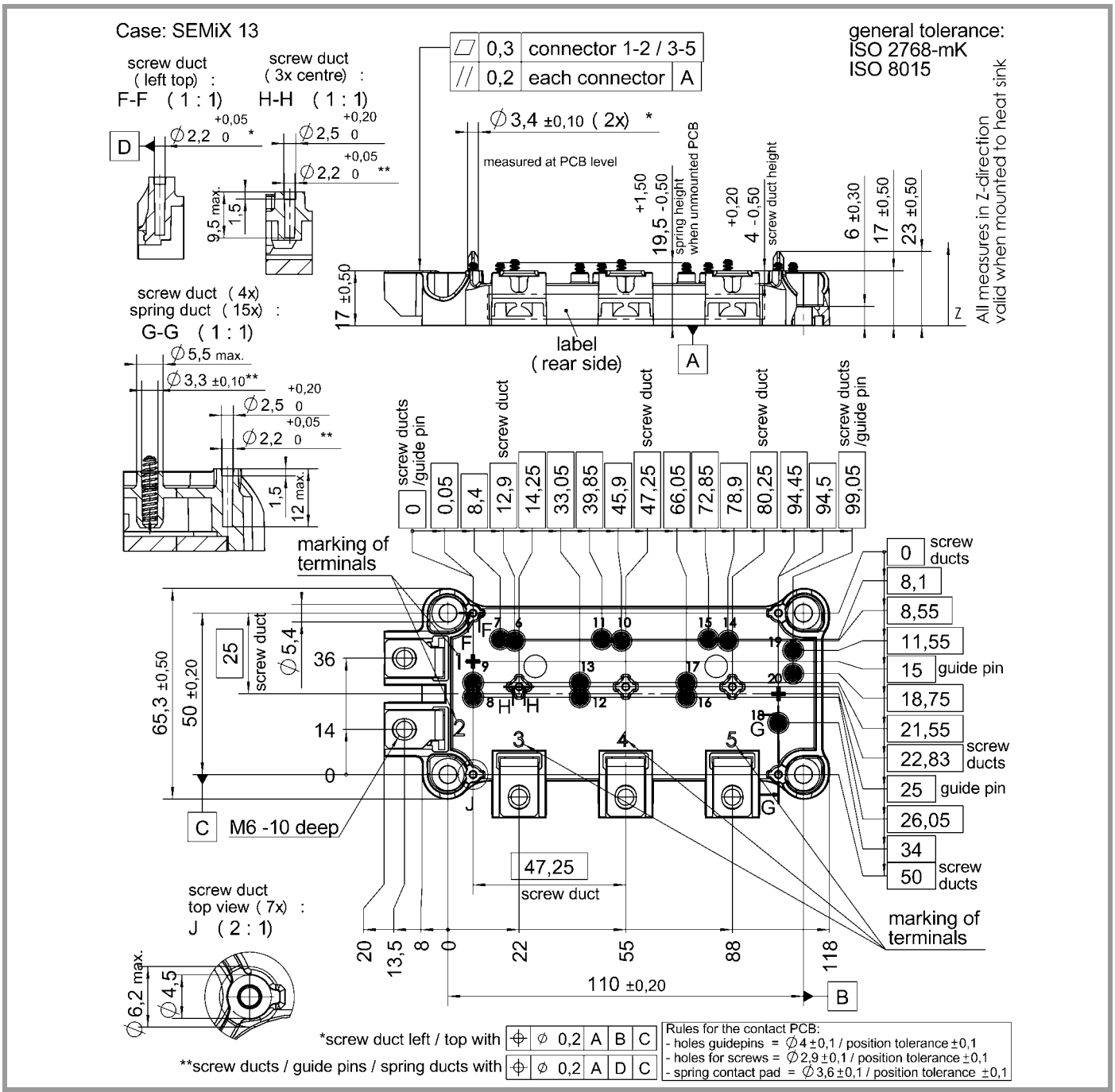

SEMiX 13

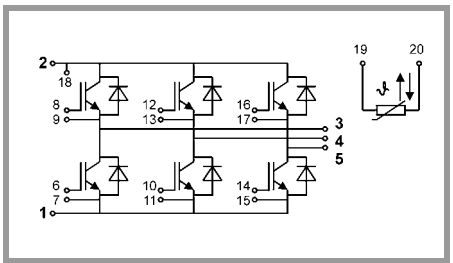

spring configuration

This is an electrostatic discharge sensitive device (ESDS), international standard IEC 60747-1, Chapter IX

* The specifications of our components may not be considered as an assurance of component characteristics. Components have to be tested for the respective application. Adjustments may be necessary. The use of SEMIKRON products in life support appliances and systems is subject to prior specification and written approval by SEMIKRON. We therefore strongly recommend prior consultation of our personal.