SEMiX603GAL17E4pV1

SEMiX® 3p

Trench IGBT Modules

SEMiX603GAL17E4pV1

Features*

- Homogeneous Si
- Trench = Trenchgate technology
- $V_{CE(sat)}$ with positive temperature coefficient
- High short circuit capability
- Press-fit pins as auxiliary contacts
- UL recognized, file no. E63532

Typical Applications

- AC inverter drives
- UPS
- Renewable energy systems

Remarks

- Product reliability results are valid for T_j=150°C
- V_{isol} between temperature sensor and power section is only 2500V
- For storage and case temperature with TIM see document "TP(*) SEMiX 3p"

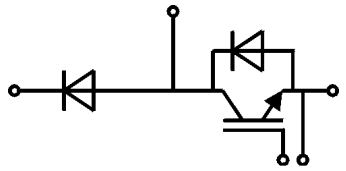

GAL

Absolute Maximum Ratings				
Symbol	**Conditions**		**Values**	**Unit**
IGBT				
V_{CES}	T_j = 25 °C		1700	V
I_C	T_j = 175 °C	T_c = 25 °C	835	A
		T_c = 80 °C	638	A
I_{Cnom}			600	A
I_{CRM}			1800	A
V_{GES}			-20 ... 20	V
t_{psc}	V_{CC} = 1000 V V_{GE} ≤ 15 V V_{CES} ≤ 1700 V	T_j = 150 °C	10	µs
T_j			-40 ... 175	°C
Inverse diode				
V_{RRM}	T_j = 25 °C		1700	V
I_F	T_j = 175 °C	T_c = 25 °C	249	A
		T_c = 80 °C	184	A
I_{FRM}			400	A
I_{FSM}	t_p = 10 ms, sin 180°, T_j = 25 °C		1300	A
T_j			-40 ... 175	°C
Freewheeling diode				
V_{RRM}	T_j = 25 °C		1700	V
I_F	T_j = 175 °C	T_c = 25 °C	703	A
		T_c = 80 °C	517	A
I_{FRM}			1200	A
I_{FSM}	t_p = 10 ms, sin 180°, T_j = 25 °C		3510	A
T_j			-40 ... 175	°C
Module				
$I_{t(RMS)}$			600	A
T_{stg}	module without TIM		-40 ... 125	°C
V_{isol}	AC sinus 50Hz, t = 1 min		4000	V

Characteristics						
Symbol	**Conditions**		**min.**	**typ.**	**max.**	**Unit**
IGBT						
$V_{CE(sat)}$	I_C = 600 A V_{GE} = 15 V chiplevel	T_j = 25 °C		1.95	2.30	V
		T_j = 150 °C		2.48	2.80	V
V_{CE0}	chiplevel	T_j = 25 °C		1.02	1.20	V
		T_j = 150 °C		0.92	1.03	V
r_{CE}	V_{GE} = 15 V chiplevel	T_j = 25 °C		1.55	1.83	mΩ
		T_j = 150 °C		2.6	3.0	mΩ
$V_{GE(th)}$	V_{GE} = V_{CE}, I_C = 24 mA		5.2	5.8	6.2	V
I_{CES}	V_{GE} = 0 V, V_{CE} = 1700 V, T_j = 25 °C				5	mA
C_{ies}	V_{CE} = 25 V V_{GE} = 0 V	f = 1 MHz		46.5		nF
C_{oes}		f = 1 MHz		1.98		nF
C_{res}		f = 1 MHz		1.65		nF
Q_G	V_{GE} = - 8 V...+ 15 V			4800		nC
R_{Gint}	T_j = 25 °C			1.1		Ω

SEMiX® 3p

Trench IGBT Modules

SEMiX603GAL17E4pV1

Features*

- Homogeneous Si
- Trench = Trenchgate technology
- $V_{CE(sat)}$ with positive temperature coefficient
- High short circuit capability
- Press-fit pins as auxiliary contacts
- UL recognized, file no. E63532

Typical Applications

- AC inverter drives
- UPS
- Renewable energy systems

Remarks

- Product reliability results are valid for T_j=150°C
- V_{isol} between temperature sensor and power section is only 2500V
- For storage and case temperature with TIM see document “TP(*) SEMiX 3p”

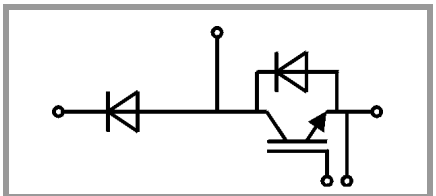

GAL

Characteristics						
Symbol	**Conditions**		**min.**	**typ.**	**max.**	**Unit**
IGBT						
$t_{d(on)}$	V_{CC} = 900 V I_C = 600 A V_{GE} = +15/-15 V $R_{G\ on}$ = 2.4 Ω $R_{G\ off}$ = 1 Ω di/dt_{on} = 7900 A/µs di/dt_{off} = 3000 A/µs dv/dt = 3500 V/µs L_s = 25 nH	T_j = 150 °C		245		ns
t_r		T_j = 150 °C		85		ns
E_{on}		T_j = 150 °C		132		mJ
$t_{d(off)}$		T_j = 150 °C		710		ns
t_f		T_j = 150 °C		170		ns
E_{off}		T_j = 150 °C		213		mJ
$R_{th(j-c)}$	per IGBT				0.049	K/W
$R_{th(c-s)}$	per IGBT (λ_{grease}=0.81 W/(m*K))			0.033		K/W
$R_{th(c-s)}$	per IGBT, pre-applied phase change material			0.023		K/W
Inverse diode						
$V_F = V_{EC}$	I_F = 200 A V_{GE} = 0 V chiplevel	T_j = 25 °C		1.88	2.23	V
		T_j = 150 °C		1.96	2.32	V
V_{F0}	chiplevel	T_j = 25 °C		1.32	1.56	V
		T_j = 150 °C		1.08	1.22	V
r_F	chiplevel	T_j = 25 °C		2.8	3.4	mΩ
		T_j = 150 °C		4.4	5.5	mΩ
I_{RRM}	I_F = 200 A di/dt_{off} = 4700 A/µs V_{GE} = -15 V V_{CC} = 900 V	T_j = 150 °C		325		A
Q_{rr}		T_j = 150 °C		70		µC
E_{rr}		T_j = 150 °C		53		mJ
$R_{th(j-c)}$	per diode				0.24	K/W
$R_{th(c-s)}$	per diode (λ_{grease}=0.81 W/(m*K))			0.050		K/W
$R_{th(c-s)}$	per diode, pre-applied phase change material			0.040		K/W
Freewheeling diode						
$V_F = V_{EC}$	I_F = 600 A V_{GE} = 0 V chiplevel	T_j = 25 °C		1.88	2.23	V
		T_j = 150 °C		1.95	2.32	V
V_{F0}	chiplevel	T_j = 25 °C		1.32	1.56	V
		T_j = 150 °C		1.08	1.22	V
r_F	chiplevel	T_j = 25 °C		0.93	1.12	mΩ
		T_j = 150 °C		1.45	1.83	mΩ
I_{RRM}	I_F = 600 A di/dt_{off} = 8000 A/µs V_{GE} = -15 V V_{CC} = 900 V	T_j = 150 °C		700		A
Q_{rr}		T_j = 150 °C		190		µC
E_{rr}		T_j = 150 °C		125		mJ
$R_{th(j-c)}$	per diode				0.088	K/W
$R_{th(c-s)}$	per diode (λ_{grease}=0.81 W/(m*K))			0.038		K/W
$R_{th(c-s)}$	per diode, pre-applied phase change material			0.030		K/W

 © by SEMIKRON

SEMiX® 3p

Trench IGBT Modules

SEMiX603GAL17E4pV1

Features*

- Homogeneous Si
- Trench = Trenchgate technology
- $V_{CE(sat)}$ with positive temperature coefficient
- High short circuit capability
- Press-fit pins as auxiliary contacts
- UL recognized, file no. E63532

Typical Applications

- AC inverter drives
- UPS
- Renewable energy systems

Remarks

- Product reliability results are valid for T_j=150°C
- V_{isol} between temperature sensor and power section is only 2500V
- For storage and case temperature with TIM see document “TP(*) SEMiX 3p”

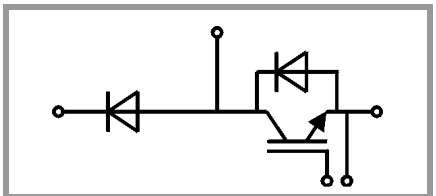

GAL

Characteristics						
Symbol	**Conditions**		**min.**	**typ.**	**max.**	**Unit**
Module						
L_{CE}				20		nH
$R_{CC'+EE'}$	measured per switch	T_C = 25 °C		0.95		mΩ
		T_C = 125 °C		1.25		mΩ
$R_{th(c-s)1}$	calculated without thermal coupling			0.01		K/W
$R_{th(c-s)2}$	including thermal coupling, T_s underneath module (λ_{grease}=0.81 W/(m*K))			0.016		K/W
$R_{th(c-s)2}$	including thermal coupling, T_s underneath module, pre-applied phase change material			0.023		K/W
M_s	to heat sink (M5)		3		6	Nm
M_t		to terminals (M6)	3		6	Nm
						Nm
w					350	g
Temperature Sensor						
R_{100}	T_c=100°C (R_{25}=5 kΩ)			493 ± 5%		Ω
$B_{100/125}$	$R_{(T)}=R_{100}\exp[B_{100/125}(1/T-1/T_{100})]$; T[K];			3550 ±2%		K

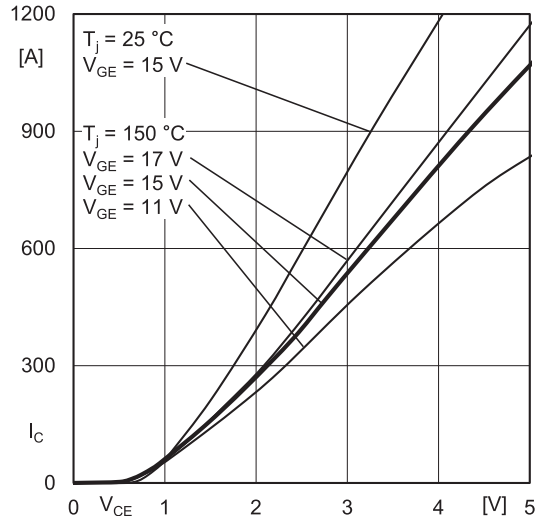

Fig. 1: Typ. output characteristic, inclusive $R_{CC'+EE'}$

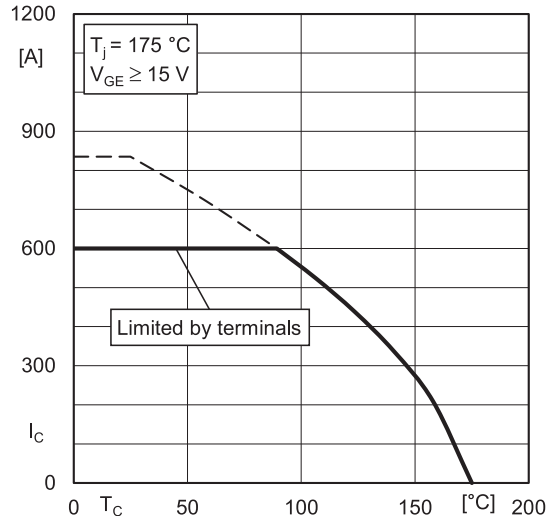

Fig. 2: Rated current vs. temperature $I_c = f(T_c)$

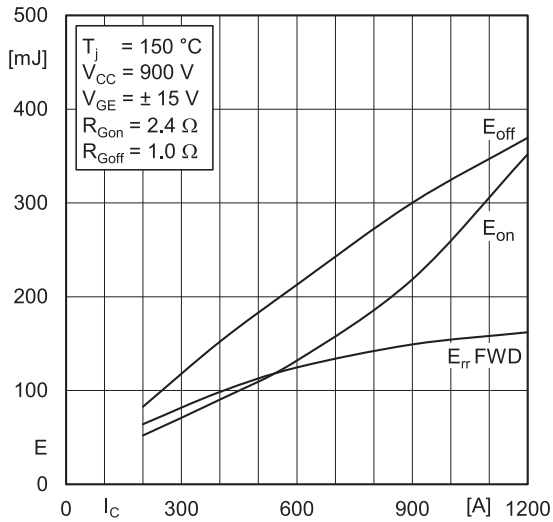

Fig. 3: Typ. turn-on /-off energy = f (I_C)

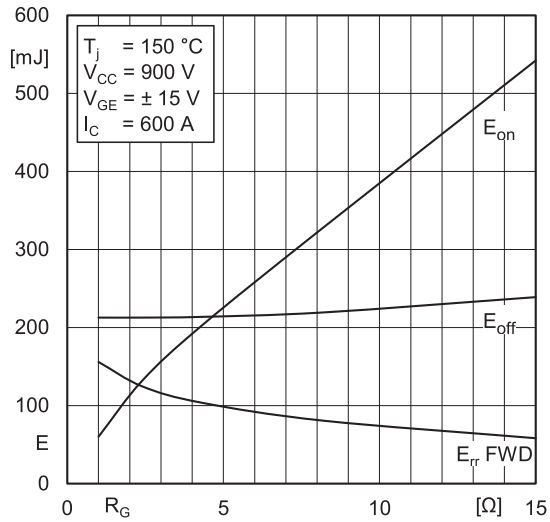

Fig. 4: Typ. turn-on /-off energy = f (R_G)

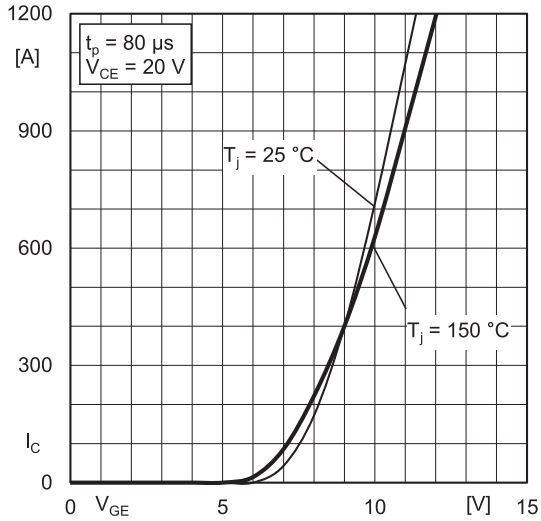

Fig. 5: Typ. transfer characteristic

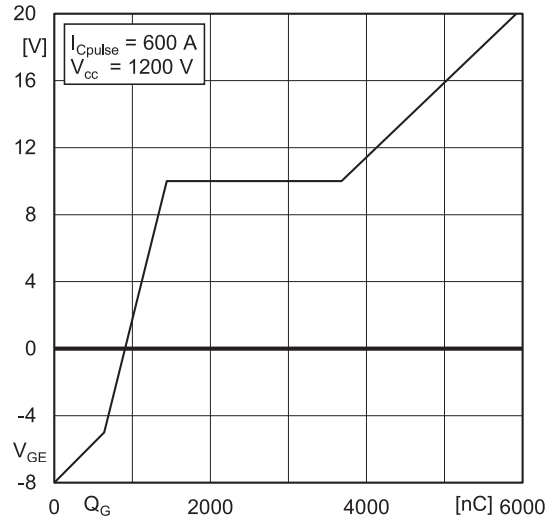

Fig. 6: Typ. gate charge characteristic

 © by SEMIKRON

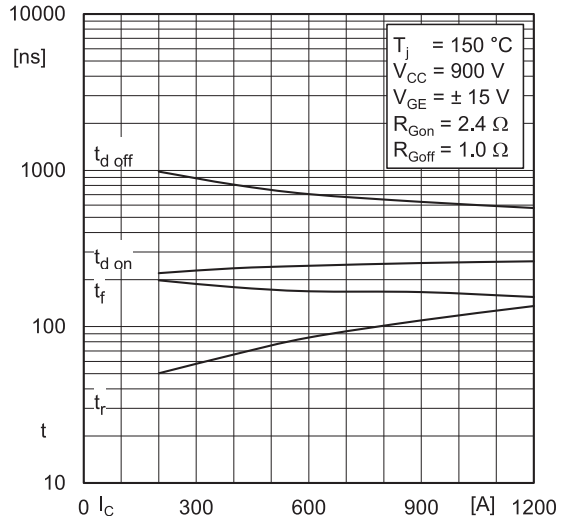

Fig. 7: Typ. switching times vs. I_C

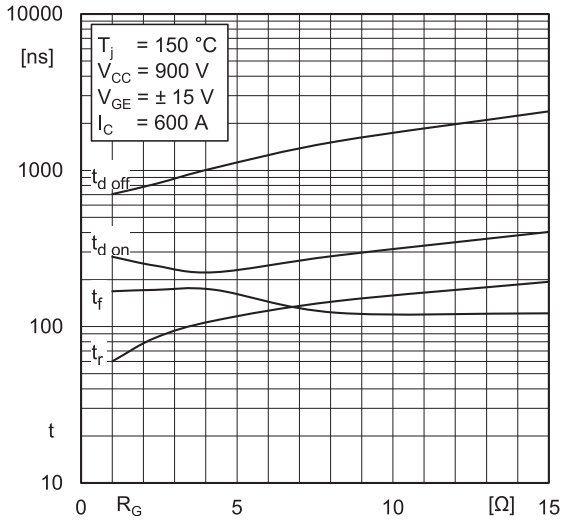

Fig. 8: Typ. switching times vs. gate resistor R_G

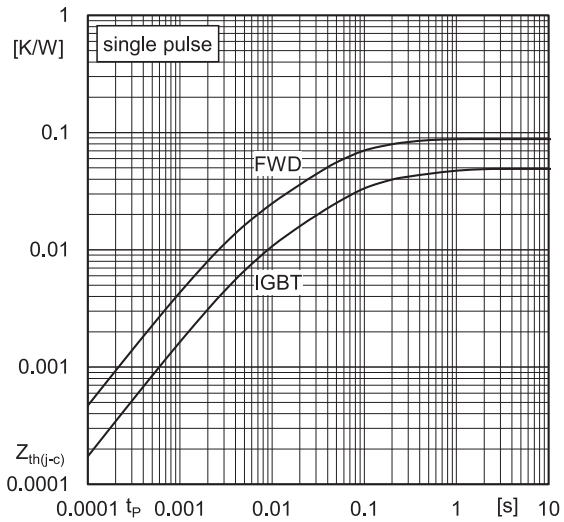

Fig. 9: Transient thermal impedance

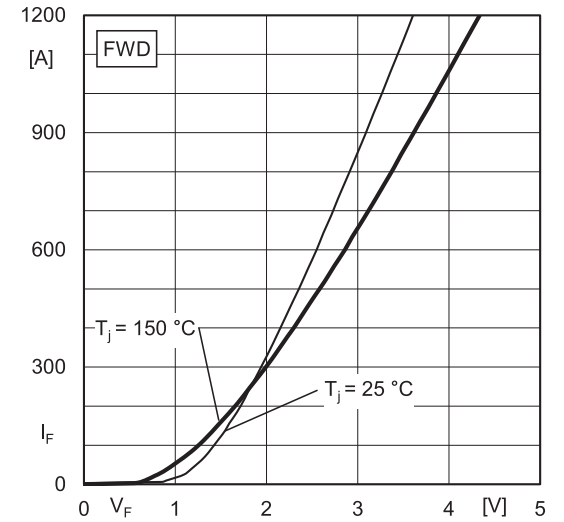

Fig. 10: Typ. CAL diode forward charact., incl. $R_{CC'+EE'}$

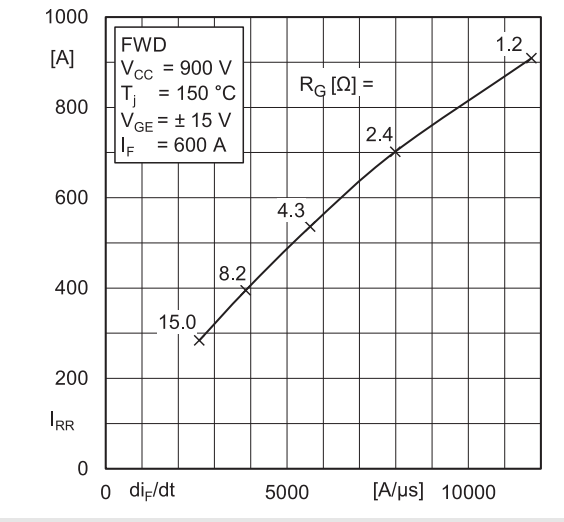

Fig. 11: Typ. CAL diode peak reverse recovery current

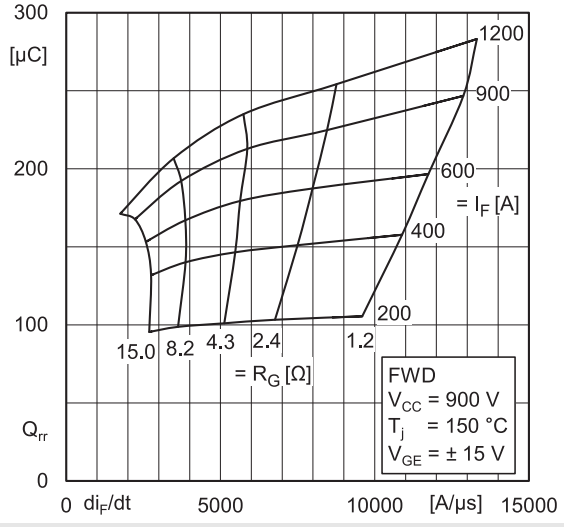

Fig. 12: Typ. CAL diode recovery charge

Package outline

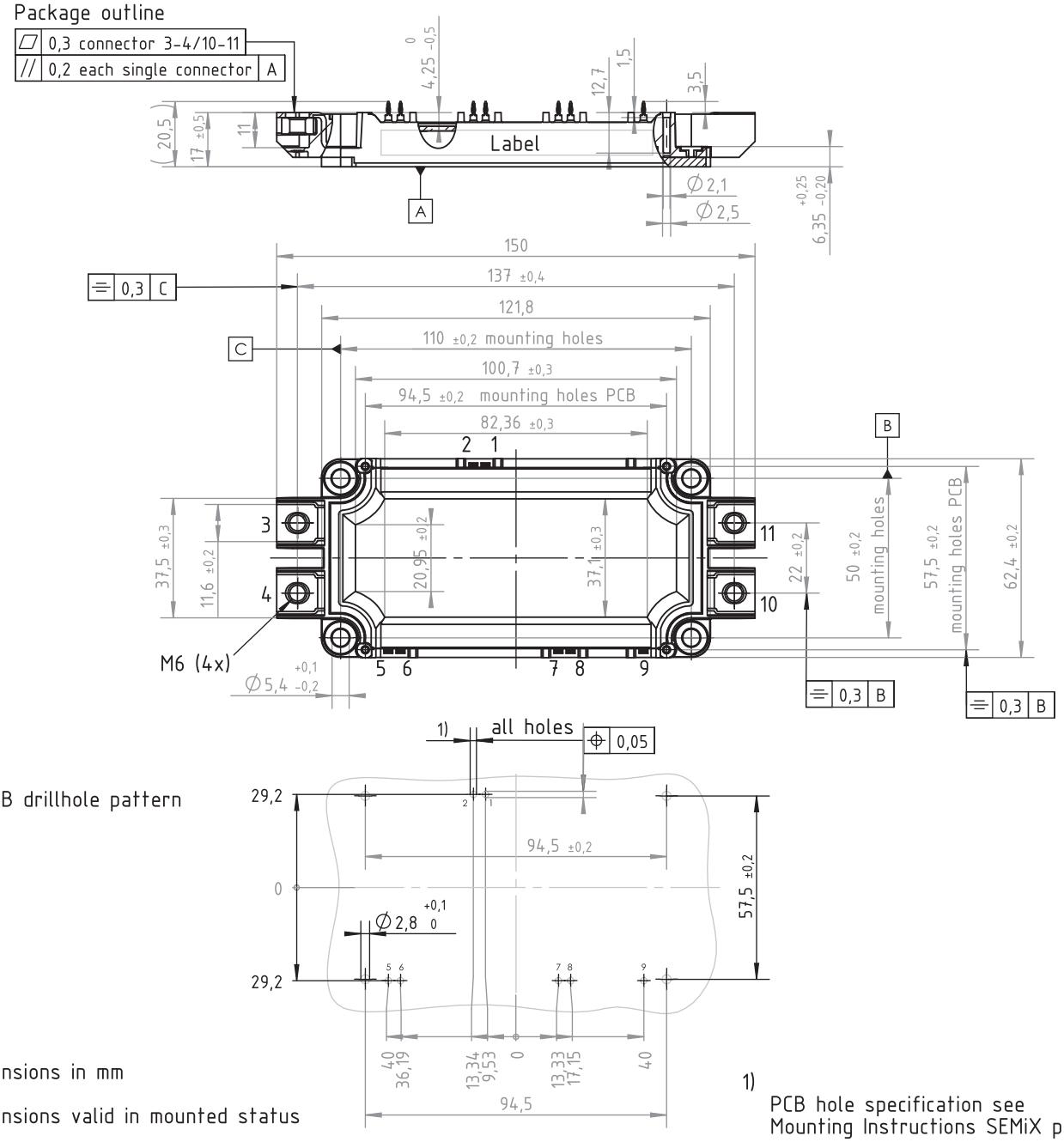

SEMiX 3p

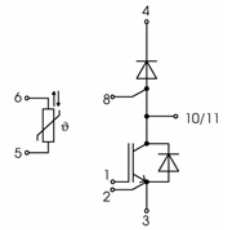

pinout

 © by SEMIKRON

This is an electrostatic discharge sensitive device (ESDS) due to international standard IEC 61340.

***IMPORTANT INFORMATION AND WARNINGS**

The specifications of SEMIKRON products may not be considered as guarantee or assurance of product characteristics ("Beschaffenheitsgarantie"). The specifications of SEMIKRON products describe only the usual characteristics of products to be expected in typical applications, which may still vary depending on the specific application. Therefore, products must be tested for the respective application in advance. Application adjustments may be necessary. The user of SEMIKRON products is responsible for the safety of their applications embedding SEMIKRON products and must take adequate safety measures to prevent the applications from causing a physical injury, fire or other problem if any of SEMIKRON products become faulty. The user is responsible to make sure that the application design is compliant with all applicable laws, regulations, norms and standards. Except as otherwise explicitly approved by SEMIKRON in a written document signed by authorized representatives of SEMIKRON, SEMIKRON products may not be used in any applications where a failure of the product or any consequences of the use thereof can reasonably be expected to result in personal injury. No representation or warranty is given and no liability is assumed with respect to the accuracy, completeness and/or use of any information herein, including without limitation, warranties of non-infringement of intellectual property rights of any third party. SEMIKRON does not assume any liability arising out of the applications or use of any product; neither does it convey any license under its patent rights, copyrights, trade secrets or other intellectual property rights, nor the rights of others. SEMIKRON makes no representation or warranty of non-infringement or alleged non-infringement of intellectual property rights of any third party which may arise from applications. Due to technical requirements our products may contain dangerous substances. For information on the types in question please contact the nearest SEMIKRON sales office. This document supersedes and replaces all information previously supplied and may be superseded by updates. SEMIKRON reserves the right to make changes.